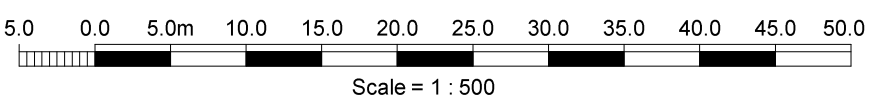
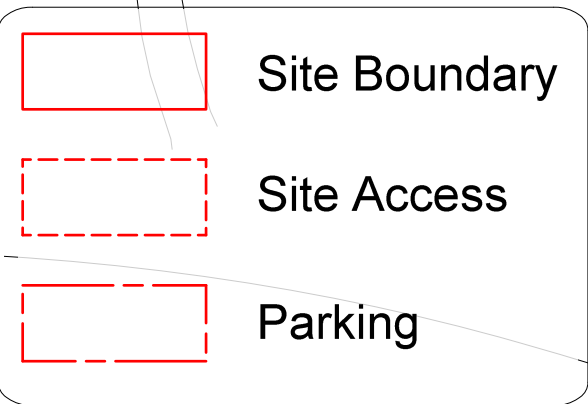




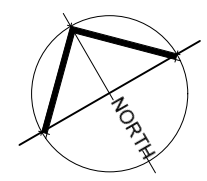
- ### KEY
- 1) Weighbridge
 - 2) Shredder
 - 3) Trommel
 - 4) Storage Bays
 - 5) Fuel Walking Floor
 - 6) Biomass Furnace
 - 7) Gas Clean-up & Chimney
 - 8) Turbine
 - 9) Ash Container
 - 10) Dryer Walking Floor
 - 11) Belt Dryer
 - 12) Dry Product Storage
 - 13) Manager/Weighbridge Office
 - 14) Western Power Transformer
 - 15) Welfare Facilities
 - 16) Water Storage for Sprinklers
 - 17) Parking for Staff & Other Site Users
 - 18) Dry Product Screen & Elevators
 - 19) Primary Wood Processing Area
 - 20) Secondary Processing Area
 - 21) Visual Protection Bund
 - 22) Post & Conc. Panel Bund Support

- ### NOTES
- a) Wood processing yard layout including storage bays are flexible and will change over time. The concrete lego blocks will not exceed 5 blocks high = 4m
 - b) Along the back of the building the bund is supported by steel posts and concrete panels to ensure no earth slippage and protection from vehicle contact.
 - c) The existing bund will be maintained and protected to ensure continual visual screening of the site.
 - d) The rear of the building will be secured by concrete lego blocks to the east and pallisade gates to the West of the building entrance.



© Do not scale from this drawing. All dimensions to be checked on site.

Drawn: AM	Date: 30/11/2017	Scale: 1:500@A3
-----------	------------------	-----------------



Brooke Energy Winchester
 Four Dells Farm
 Site Layout Plan
 DRAWING No. 106/63A

